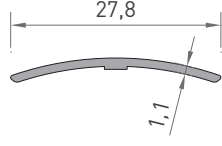
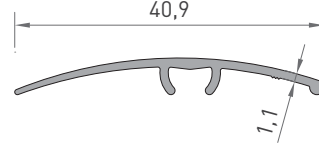


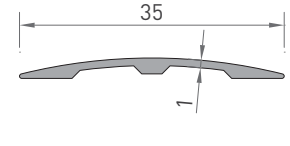
2090
HALI PROFİLİ
0.090 kg/mt



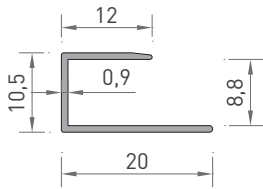
2091
HALI PROFİLİ
0.085 kg/mt



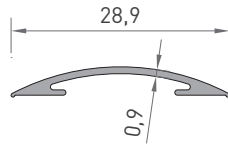
2092
HALI PROFİLİ
0.145 kg/mt



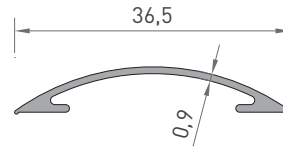
2856
HALI PROFİLİ
0.120 kg/mt



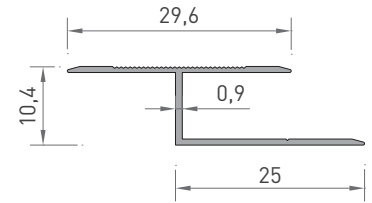
2093
HALI PROFİLİ
0.095 kg/mt



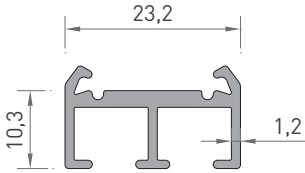
2889
SERAMİK PROFİLİ
0.090 kg/mt



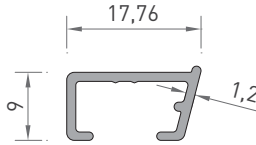
2888
SERAMİK PROFİLİ
0.125 kg/mt



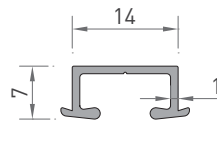
2087
HALI - SERAMİK PROFİLİ
BİRLEŞİM PROFİLİ
0.130 kg/mt



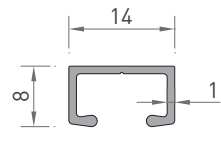
2886
PERDE RAY
0.260 kg/mt



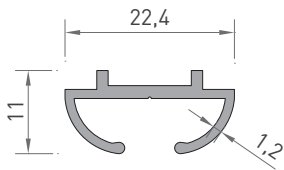
2241
PERDE RAY
0.130 kg/mt



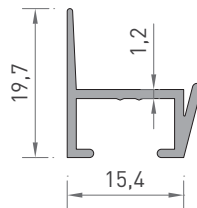
2453
PERDE RAY
0.095 kg/mt



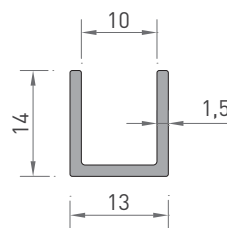
2454
PERDE RAY
0.095 kg/mt



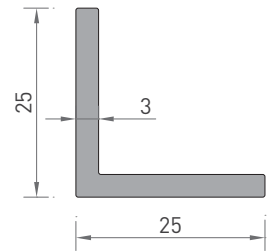
2450
PERDE RAY
0.180 kg/mt



2247
KULAKLI
PERDE RAY
0.170 kg/mt



2223
" U " PROFİL
0.155 kg/mt



2263
25 X 3 KÖŞEBENT
" L " PROFİL
0.380 kg/mt

* Belirtilen ağırlıklar Pres Profil için teorik kilogramlardır.
* Boyalı Profillerde ağırlığa % 5 ilave edilmesi gereklidir.