



"enerjinizi ayakta tutuyoruz"

"We keep your energy standing"

**SOLAR PANEL ÇERÇEVESİ VE
MONTAJ ELEMANLARI**



İSTİKRAR-GÜVEN-KALİTE STABILITY-TRUST-QUALITY

FİRMA PROFİLİ / COMPANY PROFILE

1983 yılında ilk kapı pencere doğrama atölyesi ile kurulan Zahit Alüminyum, Türkiye'nin prestijli bir üretim tesisidir. 90'lı yıllarda şirketleşme süreçleri ile birlikte alt yapı yatırımlarına hız vermiş, üretim noktasında sektörün ilkleri olmayı başarmış bir firmadır. 1998 yılında ekstrüzyon prosesi ile ilk profilleri üretmiş ve 2000'li yılların başında üretim kapasitesini artırmak ve daha kaliteli ürünler üretmek için yeni üretim hatları ve yüzey işlem hatlarını devreye almıştır. Şu an beş binin üzerinde olan ürün çeşitliliği ile Enerji, İnşaat, Otomotiv, Savunma Sanayi, Elektrik-Elektronik, Medikal, Mobilya ve Reklam Sektörlerinde faaliyet göstermektedir.

Adana Organize Sanayi bölgesinde, 40.000 m² kapalı olmak üzere toplam 60.000m² alanda, yıllık 25.000 ton biyet döküm, 20.000 ton (6 adet) kapasiteli alüminyum ekstrüzyon profil hattı, 1.500.000m² kapasiteli B-1/B-2/A2 alüminyum kompozit panel tesisi, 7.500 ton üretim kapasiteli dikey elektrostatik boyama hattı, 700 ton kapasiteli ahşap kaplama hattı, 12.000 ton kapasiteli eloksal yüzey kaplama hattına sahiptir. Entegre yönetim sistemi ile uluslararası kalite standartlarında üretim yapmakta, istikrarlı satış politikası ile müşteri taleplerine hızlı ve ekonomik çözümler sunmaktadır. Zahit Alüminyum, ISO 9001, ISO 14001, ISO 45001, ISO 27001, ISO 50001 ve AFGM Onaylı Tedarikçi yönetim sistemlerine sahiptir. TSE, CE, ROHS, REACH, QUALANOD ve QUALICOAT Seaside sertifikalarına sahip ürünler üretmektedir. Her yıl bünyesi içerisinde 5S tekniklerini uygulamakta ve proses iyileştirmeleri ile maliyet düşüşleri sağlanmaktadır. Ayrıca üretmiş olduğu ürünler ile "Teknolojik Ürün (TÜR) Deneyim Belgesi" almaya hak kazanmıştır.

Ar-Ge Merkezi, dökümhane, kalıphane, ekstrüzyon pres hattı, eloksal yüzey işlem tesisi, elektrostatik toz boya tesisi, ahşap kaplama tesisi, mekanik işlem birimi, alüminyum kompozit panel üretim hattı ve kalite kontrol birimlerinin birbiri ile entegre çalışması Zahit Alüminyum'u sektörde herkesin bildiği ve güvendiği firma profili seviyesine getirmiştir. Alüminance ve Vetrina markaları ile alüminyum profil grubunda mimari sistem profilleri, endüstriyel profiller, solar konstrüksiyon, kompozit paneller, A2 yanmaz kompozit panellerin üretimlerini gerçekleştirmektedir.



Founded in 1983 initially as an aluminum window and door frame production shop, Zahit Aluminum is a prestigious production plant in Turkey. The firm accelerated its infrastructure investments in 90s as part of its growth efforts, and has succeeded to become a pioneer with its production operations in the industry. The firm manufactured the first profiles using extrusion process in 1998, and commissioned new production lines and surface finishing lines in early 2000. Today, with a product variety over five thousand, the firm is operating in Energy, Automotive, Defense Industry, Electric-Electronics, Medical, Furniture and Advertisement fields.

The firm has total 60.000 m² facilities with 40.000m² indoor plant, an aluminum extrusion profile line with an annual capacity of 25.000 tons billet casting, 6 aluminum extrusion profile lines with an annual capacity of 20.000 tons, B-1/B-2/A2 aluminum composite panel plant with a capacity of 1.500.000m², vertical electrostatic dye line with a production capacity of 7.500 tons, wooden coating line with a capacity of 700 tons, eloksal (anodic oxidation) surface coating line with a capacity of 12.000 tons located at Adana Organized Industry Zone. The firm manufactures at international quality standards with an integrated management system, and offers quick and economical solutions for customer demand with a consistent sales policy. Zahit Aluminum holds ISO 9001, ISO 14001, ISO 45001, ISO 27001, ISO 50001 and AFGM Certified Supplier management systems. We are capable of manufacturing TSE, CE, ROHS, REACH, QUALANOD and QUALICOAT Seaside certified products. We are implementing 5S method within the organization throughout the year, ensuring process improvement and cost reduction. Furthermore, the firm is awarded with "Technological Product (TÜR) Experience Certificate" for our products.

Integrated operations of R&D Center, cast shop, molding shop, extrusion press line, eloksal surface finishing plant, electrostatic powder paint plant, wooden coating line, mechanical processing unit, aluminum composite panel production line and quality control departments leveraged Zahit Aluminum to a well-recognized and trusted company level. Architectural system profiles, industrial profiles, solar construction, composite panels, Class A2 inflammable composite panels are produced in aluminum profile group under brands of Alüminance and Vetrina.

Trapez Grubu

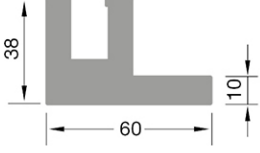
Trapeze Group

TRAPEZ ÇATI (PARELEL SİSTEMİ) / TRAPEZ ROOF (PARALLEL SYSTEM)

Profil Şekli / Drawing

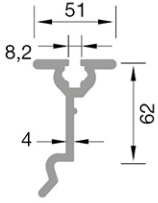
Kod / Code

Teknik Özellikler / Technical Specifications



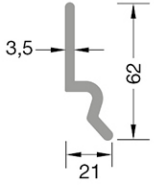
3397
Trapez Çatı
Mesnet Profili
ROOF SUPPORT PROFILE

Teorik Ağırlık (Kg/mt.) Theoretical Weight (Kg/mt.)	Statik Değer Statics
3.210	Jxx : 11.08 cm ⁴ Jyy : 33.69 cm ⁴



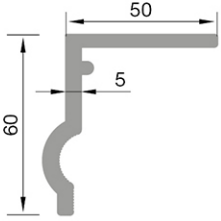
6488
Trapez Çatı
Kitleme Profili
ROOF LOCKING PROFILE

Teorik Ağırlık (Kg/mt.) Theoretical Weight (Kg/mt.)	Statik Değer Statics
1.960	Jxx : 49.71 cm ⁴ Jyy : 6.54 cm ⁴



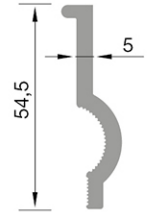
6489
Trapez Çatı
Kitleme Profili
ROOF LOCKING PROFILE

Teorik Ağırlık (Kg/mt.) Theoretical Weight (Kg/mt.)	Statik Değer Statics
0.800	Jxx : 8.53 cm ⁴ Jyy : 0.30 cm ⁴



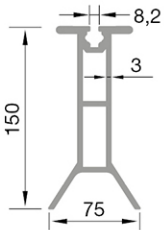
3992
Trapez Çatı
Kitleme Profili
ROOF LOCKING PROFILE

Teorik Ağırlık (Kg/mt.) Theoretical Weight (Kg/mt.)	Statik Değer Statics
1.770	Jxx : 25.45 cm ⁴ Jyy : 4.74 cm ⁴



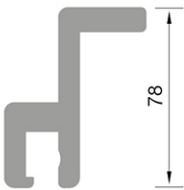
3993
Trapez Çatı
Kitleme Profili
ROOF LOCKING PROFILE

Teorik Ağırlık (Kg/mt.) Theoretical Weight (Kg/mt.)	Statik Değer Statics
0.860	Jxx : 0.20 cm ⁴ Jyy : 7.80 cm ⁴



6801
Trapez Çatı
Kitleme Profili
ROOF LOCKING PROFILE

Teorik Ağırlık (Kg/mt.) Theoretical Weight (Kg/mt.)	Statik Değer Statics
4.000	Jxx : 345.78 cm ⁴ Jyy : 36.75 cm ⁴



8308
Trapez Çatı
Mesnet Profili
ROOF SUPPORT PROFILE

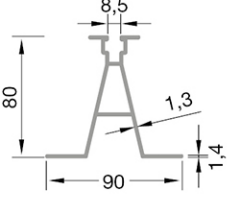
Teorik Ağırlık (Kg/mt.) Theoretical Weight (Kg/mt.)	Statik Değer Statics
3.955	Jxx : 104.10 cm ⁴ Jyy : 13.34 cm ⁴

TRAPEZ ÇATI (PARELEL SİSTEMİ) / TRAPEZ ROOF (PARALLEL SYSTEM)

Profil Şekli / Drawing

Kod / Code

Teknik Özellikler / Technical Specifications



6960
80'lik Trapez Çatı Profili
80'S ROOF PROFILE

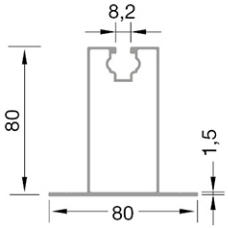
Teorik Ağırlık (Kg/mt.)
Theoretical Weight (Kg/mt.)

1.035

Statik Değer
Statics

Jxx : 28.96 cm⁴

Jyy : 11.14 cm⁴



8070
80'lik Trapez Çatı Profili
80'S ROOF PROFILE

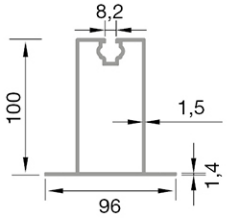
Teorik Ağırlık (Kg/mt.)
Theoretical Weight (Kg/mt.)

1.295

Statik Değer
Statics

Jxx : 42.73 cm⁴

Jyy : 15.10 cm⁴



8229
100'lük Trapez Çatı Profili
100'S ROOF PROFILE

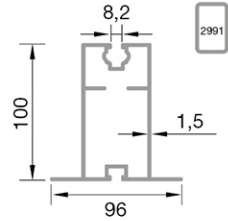
Teorik Ağırlık (Kg/mt.)
Theoretical Weight (Kg/mt.)

1.600

Statik Değer
Statics

Jxx : 76.84 cm⁴

Jyy : 26.45 cm⁴



7371
100'lük Trapez Çatı Profili
100'S ROOF PROFILE

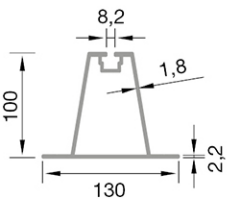
Teorik Ağırlık (Kg/mt.)
Theoretical Weight (Kg/mt.)

1.770

Statik Değer
Statics

Jxx : 89.32 cm⁴

Jyy : 31.28 cm⁴



6786
100'lük Trapez Çatı Profili
100'S ROOF PROFILE

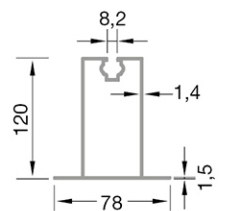
Teorik Ağırlık (Kg/mt.)
Theoretical Weight (Kg/mt.)

2.120

Statik Değer
Statics

Jxx : 117.45 cm⁴

Jyy : 70.08 cm⁴



6976
120'lik Trapez Çatı Profili
120'S ROOF PROFILE

Teorik Ağırlık (Kg/mt.)
Theoretical Weight (Kg/mt.)

1.540

Statik Değer
Statics

Jxx : 109.68 cm⁴

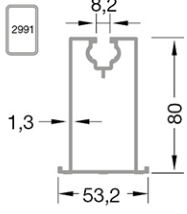
Jyy : 18.98 cm⁴

TRAPEZ ÇATI (PARELEL SİSTEMİ) / TRAPEZ ROOF (PARALLEL SYSTEM)

Profil Şekli / Drawing

Kod / Code

Teknik Özellikler / Technical Specifications



3673
80'lik Aşık Profili
80'S PURLIN PROFILE

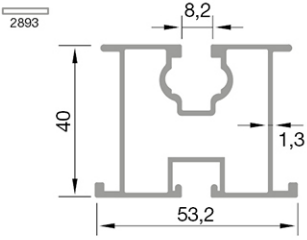
Teorik Ağırlık (Kg/mt.)
Theoretical Weight (Kg/mt.)

1.130

Statik Değer
Statics

Jxx : 36.18 cm⁴

Jyy : 10.79 cm⁴



3675
40'lik Aşık Profili
40'S PURLIN PROFILE

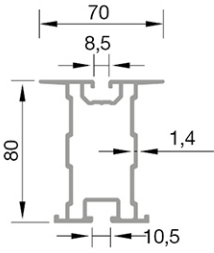
Teorik Ağırlık (Kg/mt.)
Theoretical Weight (Kg/mt.)

1.000

Statik Değer
Statics

Jxx : 7.48 cm⁴

Jyy : 7.75 cm⁴



6955
80'lik Aşık Profili
80'S PURLIN PROFILE

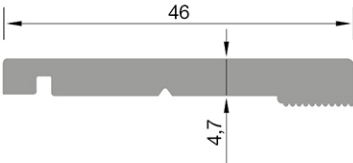
Teorik Ağırlık (Kg/mt.)
Theoretical Weight (Kg/mt.)

1.465

Statik Değer
Statics

Jxx : 51.04 cm⁴

Jyy : 15.65 cm⁴



3674
Kilitleme Klipsi
CORNER LOCKING CONNECTOR

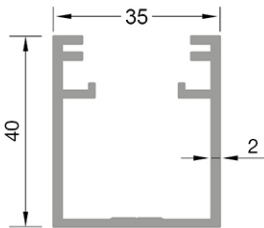
Teorik Ağırlık (Kg/mt.)
Theoretical Weight (Kg/mt.)

0.610

Statik Değer
Statics

Jxx : 0.04 cm⁴

Jyy : 4 cm⁴



8184
Çatı Alt Aparat Profili
ROOF SUB-APPARATUS PROFILE

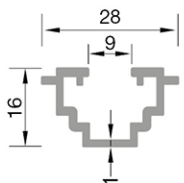
Teorik Ağırlık (Kg/mt.)
Theoretical Weight (Kg/mt.)

0.690

Statik Değer
Statics

Jxx : 4.74 cm⁴

Jyy : 5.22 cm⁴



8185
Çatı Alt Aparat ve Aşık Kitleme Profili
ROOF SUB-APPARATUS PROFILE AND CORNER LOCKING PROFILE

Teorik Ağırlık (Kg/mt.)
Theoretical Weight (Kg/mt.)

0.290

Statik Değer
Statics

Jxx : 0.28 cm⁴

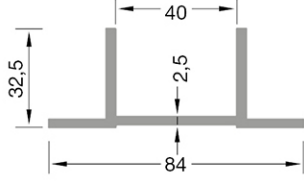
Jyy : 0.65 cm⁴

TRAPEZ ÇATI (PARELEL SİSTEMİ) / TRAPEZ ROOF (PARALLEL SYSTEM)

Profil Şekli / Drawing

Kod / Code

Teknik Özellikler / Technical Specifications



2064
Bağlantı Profili
GIRDER CONNECTOR

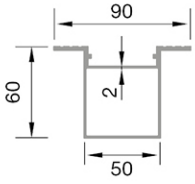
Teorik Ağırlık (Kg/mt.)
Theoretical Weight (Kg/mt.)

1.100

Statik Değer
Statics

Jxx : 20.85 cm⁴

Jyy : 3.79 cm⁴



3452
Montaj Profili
MOUNTING PROFILE

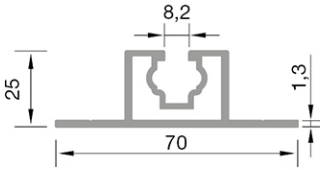
Teorik Ağırlık (Kg/mt.)
Theoretical Weight (Kg/mt.)

1.400

Statik Değer
Statics

Jxx : 23.50 cm⁴

Jyy : 26.50 cm⁴



4142
25'lik Trapez Çatı Profili
25'S ROOF PROFILE

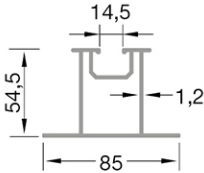
Teorik Ağırlık (Kg/mt.)
Theoretical Weight (Kg/mt.)

0.710

Statik Değer
Statics

Jxx : 2.07 cm⁴

Jyy : 5.83 cm⁴



8227
55'lik Trapez Çatı Profili
55'S ROOF PROFILE

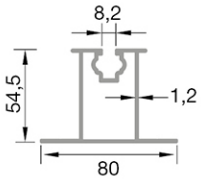
Teorik Ağırlık (Kg/mt.)
Theoretical Weight (Kg/mt.)

0.990

Statik Değer
Statics

Jxx : 15.31 cm⁴

Jyy : 13.11 cm⁴



3911
55'lik Trapez Çatı Profili
55'S ROOF PROFILE

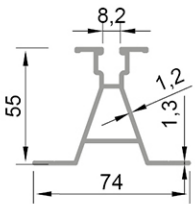
Teorik Ağırlık (Kg/mt.)
Theoretical Weight (Kg/mt.)

0.990

Statik Değer
Statics

Jxx : 16.02 cm⁴

Jyy : 10.85 cm⁴



4029
55'lik Trapez Çatı Profili
55'S ROOF PROFILE

Teorik Ağırlık (Kg/mt.)
Theoretical Weight (Kg/mt.)

0.810

Statik Değer
Statics

Jxx : 11.05 cm⁴

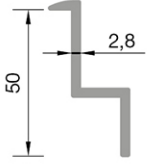
Jyy : 5.96 cm⁴

PANEL TUTUCU APARATLARI / PANEL HOLDER APPARATUS

Profil Şekli / Drawing

Kod / Code

Teknik Özellikler / Technical Specifications



4339
50'lik Kenar Tutucu
50's End Clamp

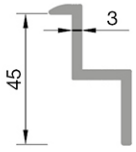
Teorik Ağırlık (Kg/mt.)
Theoretical Weight (Kg/mt.)

0.590

Statik Değer
Statics

Jxx : 5.76 cm⁴

Jyy : 0.35 cm⁴



4360
45'lik Kenar Tutucu
45's End Clamp

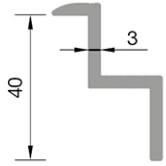
Teorik Ağırlık (Kg/mt.)
Theoretical Weight (Kg/mt.)

0.590

Statik Değer
Statics

Jxx : 4.78 cm⁴

Jyy : 0.32 cm⁴



4361
40'lik Kenar Tutucu
40's End Clamp

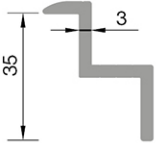
Teorik Ağırlık (Kg/mt.)
Theoretical Weight (Kg/mt.)

0.565

Statik Değer
Statics

Jxx : 4.09 cm⁴

Jyy : 0.29 cm⁴



4362
35'lik Kenar Tutucu
35's End Clamp

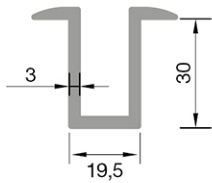
Teorik Ağırlık (Kg/mt.)
Theoretical Weight (Kg/mt.)

0.525

Statik Değer
Statics

Jxx : 3.20 cm⁴

Jyy : 0.25 cm⁴



4363
Orta Tutucu
Middle Clamp

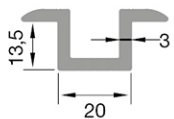
Teorik Ağırlık (Kg/mt.)
Theoretical Weight (Kg/mt.)

0.765

Statik Değer
Statics

Jxx : 3.68 cm⁴

Jyy : 2.36 cm⁴



4144
Orta Tutucu
Middle Clamp

Teorik Ağırlık (Kg/mt.)
Theoretical Weight (Kg/mt.)

0.530

Statik Değer
Statics

Jxx : 0.64 cm⁴

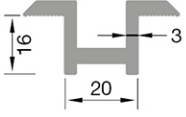
Jyy : 1.89 cm⁴

PANEL TUTUCU APARATLARI / PANEL HOLDER APPARATUS

Profil Şekli / Drawing

Kod / Code

Teknik Özellikler / Technical Specifications



8068
Orta Tutucu
Middle Clamp

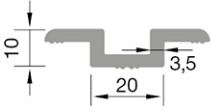
Teorik Ağırlık (Kg/mt.)
Theoretical Weight (Kg/mt.)

0.675

Statik Değer
Statics

Jxx : 0.98 cm⁴

Jyy : 2.61 cm⁴



7945
Orta Tutucu
Middle Clamp

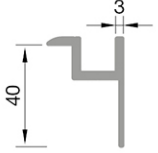
Teorik Ağırlık (Kg/mt.)
Theoretical Weight (Kg/mt.)

0.505

Statik Değer
Statics

Jxx : 0.20 cm⁴

Jyy : 2.49 cm⁴



4143
40'lik Kenar Tutucu
40's End Clamp

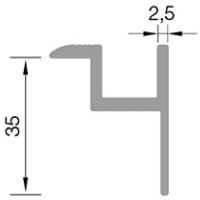
Teorik Ağırlık (Kg/mt.)
Theoretical Weight (Kg/mt.)

0.575

Statik Değer
Statics

Jxx : 3.06 cm⁴

Jyy : 0.86 cm⁴



8262
35'lik Kenar Tutucu
35's End Clamp

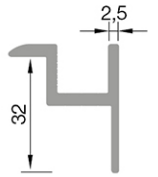
Teorik Ağırlık (Kg/mt.)
Theoretical Weight (Kg/mt.)

0.515

Statik Değer
Statics

Jxx : 2.41 cm⁴

Jyy : 0.67 cm⁴



8263
32'lik Kenar Tutucu
32's End Clamp

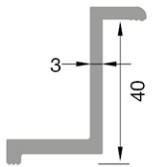
Teorik Ağırlık (Kg/mt.)
Theoretical Weight (Kg/mt.)

0.505

Statik Değer
Statics

Jxx : 0.61 cm⁴

Jyy : 2.15 cm⁴



7913
40'lik Kenar Tutucu
40's End Clamp

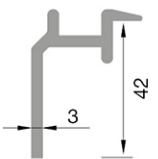
Teorik Ağırlık (Kg/mt.)
Theoretical Weight (Kg/mt.)

0.680

Statik Değer
Statics

Jxx : 6.80 cm⁴

Jyy : 0.79 cm⁴



8108
42'lik Kenar Tutucu
42's End Clamp

Teorik Ağırlık (Kg/mt.)
Theoretical Weight (Kg/mt.)

0.690


Statik Değer
Statics

Jxx : 5.15 cm⁴

Jyy : 1.01 cm⁴

Çatı Montaj Grubu

Roof Installation Group

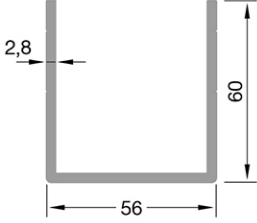


ÇATI MONTAJ GRUBU / ROOF INSTALLATION GROUP

Profil Şekli / Drawing

Kod / Code

Teknik Özellikler / Technical Specifications



3451
"U" Profil
"U" PROFILE

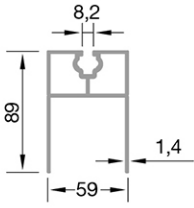
Teorik Ağırlık (Kg/mt.)
Theoretical Weight (Kg/mt.)

1.310

Statik Değer
Statics

Jxx : 18.12 cm⁴

Jyy : 26.62 cm⁴



3672
Çatı Kiriş Profili
ROOF BEAM PROFILE

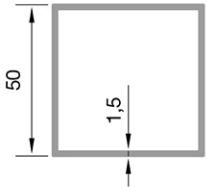
Teorik Ağırlık (Kg/mt.)
Theoretical Weight (Kg/mt.)

1.410

Statik Değer
Statics

Jxx : 31.23 cm⁴

Jyy : 25.07 cm⁴



2873
50'lik Kutu Profil
50's Box Profile

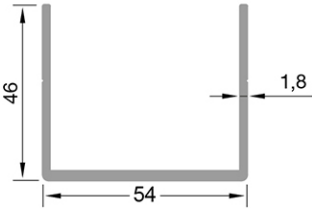
Teorik Ağırlık (Kg/mt.)
Theoretical Weight (Kg/mt.)

0.810

Statik Değer
Statics

Jxx : 11.42 cm⁴

Jyy : 11.42 cm⁴



6959
"U" Profil
"U" Profile

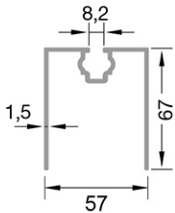
Teorik Ağırlık (Kg/mt.)
Theoretical Weight (Kg/mt.)

0.810

Statik Değer
Statics

Jxx : 6.42 cm⁴

Jyy : 13.93 cm⁴



6958
Çatı Kiriş Profili
ROOF BEAM PROFILE

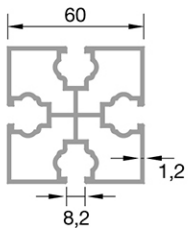
Teorik Ağırlık (Kg/mt.)
Theoretical Weight (Kg/mt.)

0.940

Statik Değer
Statics

Jxx : 14.14 cm⁴

Jyy : 17.49 cm⁴



8228
Sigma Profil
SIGMA PROFILE

Teorik Ağırlık (Kg/mt.)
Theoretical Weight (Kg/mt.)

1.610

Statik Değer
Statics

Jxx : 21.10 cm⁴

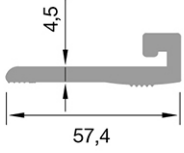
Jyy : 21.10 cm⁴

ÇATI MONTAJ GRUBU / ROOF INSTALLATION GROUP

Profil Şekli / Drawing

Kod / Code

Teknik Özellikler / Technical Specifications



4314
Aşık Kilitleme Klipsi
CORNER LOCKING CONNECTOR

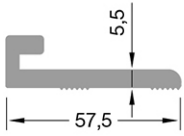
Teorik Ağırlık (Kg/mt.)
Theoretical Weight (Kg/mt.)

1.020

Statik Değer
Statics

Jxx : 0.55 cm⁴

Jyy : 11.03 cm⁴



4315
Aşık Sabitleme Klipsi
CORNER CLAMP CONNECTOR

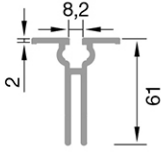
Teorik Ağırlık (Kg/mt.)
Theoretical Weight (Kg/mt.)

1.110

Statik Değer
Statics

Jxx : 0.62 cm⁴

Jyy : 12.73 cm⁴



4030
Omega Kiriş Profili
OMEGA BEAM PROFILE

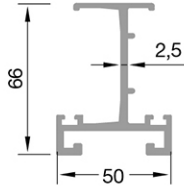
Teorik Ağırlık (Kg/mt.)
Theoretical Weight (Kg/mt.)

1.100

Statik Değer
Statics

Jxx : 14.81 cm⁴

Jyy : 3.17 cm⁴



4032
"I" Aşık Profili
"I" PURLIN PROFILE

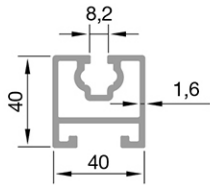
Teorik Ağırlık (Kg/mt.)
Theoretical Weight (Kg/mt.)

1.265

Statik Değer
Statics

Jxx : 22.96 cm⁴

Jyy : 8.98 cm⁴



4033
Omega Aşık Profili
OHMEGA PURLIN PROFILE

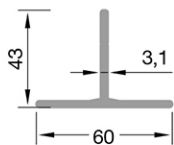
Teorik Ağırlık (Kg/mt.)
Theoretical Weight (Kg/mt.)

1.105

Statik Değer
Statics

Jxx : 7.87 cm⁴

Jyy : 6.89 cm⁴



4031
Omega Aşık Profili
OHMEGA PURLIN PROFILE


Teorik Ağırlık (Kg/mt.)
Theoretical Weight (Kg/mt.)

0.820

Statik Değer
Statics

Jxx : 4.89 cm⁴

Jyy : 4.90 cm⁴

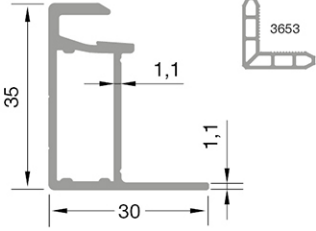


PANEL ÇERÇEVE GRUBU / PANEL FRAME GROUP

Profil Şekli / Drawing

Kod / Code

Teknik Özellikler / Technical Specifications



6290
35'lik Panel Silikon
35'S PANEL SILICONE

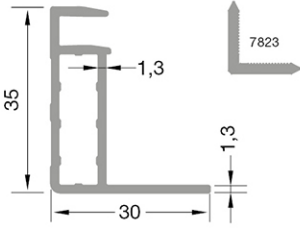
Teorik Ağırlık (Kg/mt.)
Theoretical Weight (Kg/mt.)

0.425

Statik Değer
Statics

Jxx : 2.52 cm⁴

Jyy : 0.63 cm⁴



4097
35'lik Panel Bant
35'S PANEL BAND

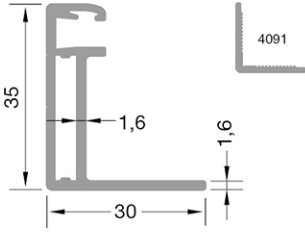
Teorik Ağırlık (Kg/mt.)
Theoretical Weight (Kg/mt.)

0.410

Statik Değer
Statics

Jxx : 2.31 cm⁴

Jyy : 0.52 cm⁴



8264
35'lik Panel Silikon
35'S PANEL SILICONE

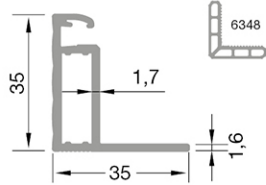
Teorik Ağırlık (Kg/mt.)
Theoretical Weight (Kg/mt.)

0.465

Statik Değer
Statics

Jxx : 2.72 cm⁴

Jyy : 0.62 cm⁴



6349
35'lik Panel Silikon
35'S PANEL SILICONE

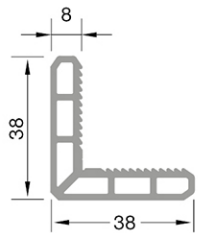
Teorik Ağırlık (Kg/mt.)
Theoretical Weight (Kg/mt.)

0.530

Statik Değer
Statics

Jxx : 3.17 cm⁴

Jyy : 0.90 cm⁴



6348
Panel Köşe Takoğu
PANEL CORNER BLOCK

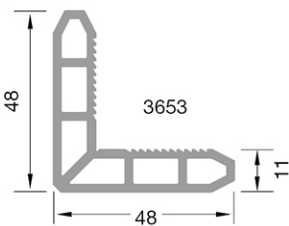
Teorik Ağırlık (Kg/mt.)
Theoretical Weight (Kg/mt.)

0.625

Statik Değer
Statics

Jxx : 1.33 cm⁴

Jyy : 4.30 cm⁴



3653
Panel Köşe Takoğu
PANEL CORNER BLOCK

Teorik Ağırlık (Kg/mt.)
Theoretical Weight (Kg/mt.)

1.040

Statik Değer
Statics

Jxx : 11.49 cm⁴

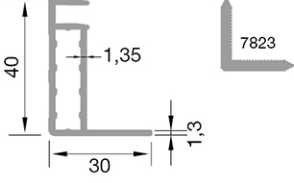
Jyy : 3.71 cm⁴

PANEL ÇERÇEVE GRUBU / PANEL FRAME GROUP

Profil Şekli / Drawing

Kod / Code

Teknik Özellikler / Technical Specifications



4099
40'lık Panel Bant
40'S PANEL BAND

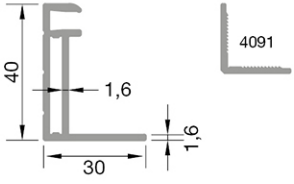
Teorik Ağırlık (Kg/mt.)
Theoretical Weight (Kg/mt.)

0.465

Statik Değer
Statics

Jxx : 3.32 cm⁴

Jyy : 0.62 cm⁴



4141
40'lık Panel Silikon Bant
40'S PANEL SILICONE BAND

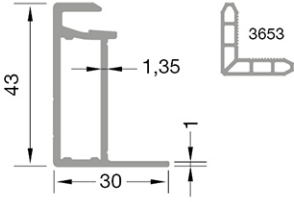
Teorik Ağırlık (Kg/mt.)
Theoretical Weight (Kg/mt.)

0.515

Statik Değer
Statics

Jxx : 3.76 cm⁴

Jyy : 0.69 cm⁴



8071
43'lük Panel Silikon
43'S PANEL SILICONE

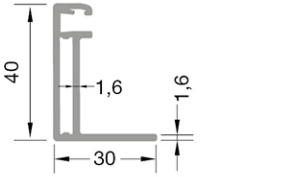
Teorik Ağırlık (Kg/mt.)
Theoretical Weight (Kg/mt.)

0.540

Statik Değer
Statics

Jxx : 4.55 cm⁴

Jyy : 0.83 cm⁴



8293
40'lık Panel Silikon
40'S PANEL SILICONE

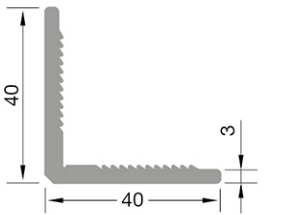
Teorik Ağırlık (Kg/mt.)
Theoretical Weight (Kg/mt.)

0.505

Statik Değer
Statics

Jxx : 3.71 cm⁴

Jyy : 0.67 cm⁴



4091
Panel Köşe Takoğu
PANEL CORNER BLOCK

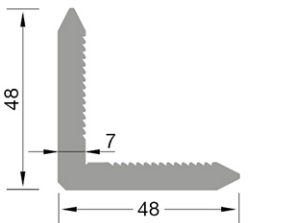
Teorik Ağırlık (Kg/mt.)
Theoretical Weight (Kg/mt.)

0.725

Statik Değer
Statics

Jxx : 1.56 cm⁴

Jyy : 6.19 cm⁴



7823
Panel Köşe Takoğu
PANEL CORNER BLOCK

Teorik Ağırlık (Kg/mt.)
Theoretical Weight (Kg/mt.)

1.485

Statik Değer
Statics

Jxx : 16.15 cm⁴

Jyy : 4.27 cm⁴

Arazi Montaj Grubu

Field Installation Group

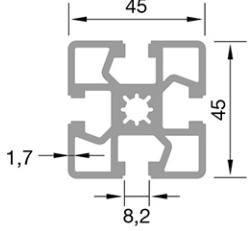


ARAZİ MONTAJ GRUBU / FIELD INSTALLATION GROUP

Profil Şekli / Drawing

Kod / Code

Teknik Özellikler / Technical Specifications



2711
Sigma Profil
Sigma Profile

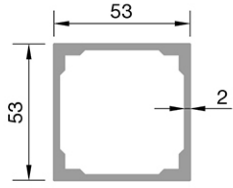
Teorik Ağırlık (Kg/mt.)
Theoretical Weight (Kg/mt.)

1.840

Statik Değer
Statics

Jxx : 12.16 cm⁴

Jyy : 12.16 cm⁴



4316
Dikme Profil
PILLAR PROFILE

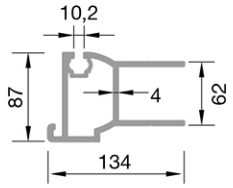
Teorik Ağırlık (Kg/mt.)
Theoretical Weight (Kg/mt.)

1.485

Statik Değer
Statics

Jxx : 23.76 cm⁴

Jyy : 23.76 cm⁴



4313
Dikme Bağ. Profil
GIRDER CONNECTOR PROFILE

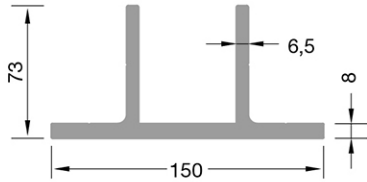
Teorik Ağırlık (Kg/mt.)
Theoretical Weight (Kg/mt.)

4.710

Statik Değer
Statics

Jxx : 240.07 cm⁴

Jyy : 147.12 cm⁴



5279
Beton Bağ. Profil
FLOOR CONNECTOR BROCKET

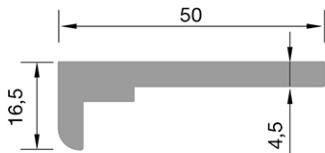
Teorik Ağırlık (Kg/mt.)
Theoretical Weight (Kg/mt.)

5.585

Statik Değer
Statics

Jxx : 96.25 cm⁴

Jyy : 30.34 cm⁴



4312
Dikme Bağ. Klips
GIRDER CONNECTOR CLIP

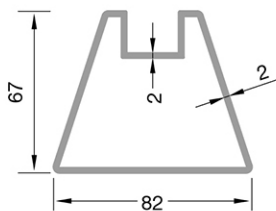
Teorik Ağırlık (Kg/mt.)
Theoretical Weight (Kg/mt.)

0.840

Statik Değer
Statics

Jxx : 7.34 cm⁴

Jyy : 0.27 cm⁴



4309
Aşık Ekleme Profil
PURLIN CONNECTOR PROFILE

Teorik Ağırlık (Kg/mt.)
Theoretical Weight (Kg/mt.)

1.580

Statik Değer
Statics

Jxx : 33.66 cm⁴

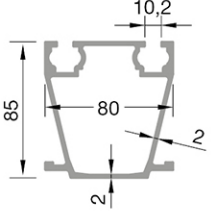
Jyy : 35.44 cm⁴

ARAZİ MONTAJ GRUBU / FIELD INSTALLATION GROUP

Profil Şekli / Drawing

Kod / Code

Teknik Özellikler / Technical Specifications



4311
85'lik Kiriş Profil
85'S BEAM PROFILE

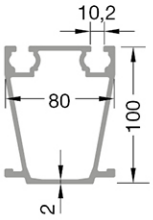
Teorik Ağırlık (Kg/mt.)
Theoretical Weight (Kg/mt.)

2.510

Statik Değer
Statics

Jxx : 91.83 cm⁴

Jyy : 76.95 cm⁴



7373
100'lük Kiriş Profil
100'S BEAM PROFILE

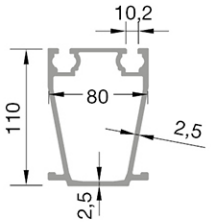
Teorik Ağırlık (Kg/mt.)
Theoretical Weight (Kg/mt.)

2.695

Statik Değer
Statics

Jxx : 137.32 cm⁴

Jyy : 84.60 cm⁴



7375
110'lük Kiriş Profil
110'S BEAM PROFILE

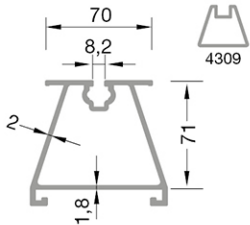
Teorik Ağırlık (Kg/mt.)
Theoretical Weight (Kg/mt.)

2.985

Statik Değer
Statics

Jxx : 179.79 cm⁴

Jyy : 97.48 cm⁴



4310
80'lik Aşık Profil
80'S PURLIN PROFILE

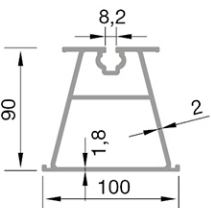
Teorik Ağırlık (Kg/mt.)
Theoretical Weight (Kg/mt.)

2.150

Statik Değer
Statics

Jxx : 55.96 cm⁴

Jyy : 56.88 cm⁴



7372
90'lık Aşık Profil
90'S PURLIN PROFILE

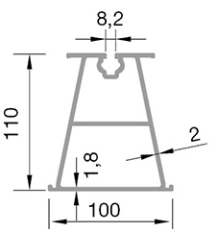
Teorik Ağırlık (Kg/mt.)
Theoretical Weight (Kg/mt.)

2.385

Statik Değer
Statics

Jxx : 95.02 cm⁴

Jyy : 64.09 cm⁴



7374
110'lık Aşık Profil
110'S PURLIN PROFILE

Teorik Ağırlık (Kg/mt.)
Theoretical Weight (Kg/mt.)

2.630

Statik Değer
Statics

Jxx : 151.81 cm⁴

Jyy : 73.19 cm⁴

“enerjinizi ayakta tutuyoruz”

"We keep your energy standing"





“enerjinizi ayakta tutuyoruz”

"We keep your energy standing"

Hacı Sabancı Organize Sanayi Bölgesi
Oğuz Kağan Köksal Caddesi No: 5
SARIÇAM / ADANA / TÜRKİYE
Tel : +90 322 394 35 02
Fax: +90 322 394 30 48
E-Mail : zahit@zahit.com.tr
www.zahit.com.tr